

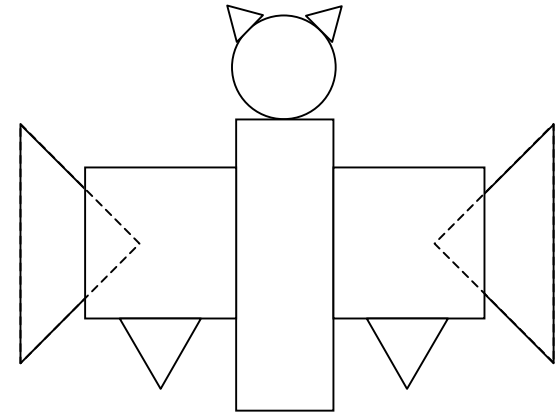





# Geometric Bat

Use these template shapes to cut out the pieces for your geometric bat. Follow the design to the right to glue them together to make your bat.



Discussion Questions:

1. What are the names of each of the shapes?
2. Which are “regular” and which are “irregular”?
3. Measure each one – can you figure out the perimeter and area of them?
4. What is the perimeter and area of the bat after you’ve finished with it?
5. After you glue the squares on the triangles, what shape do the triangles “turn into”?